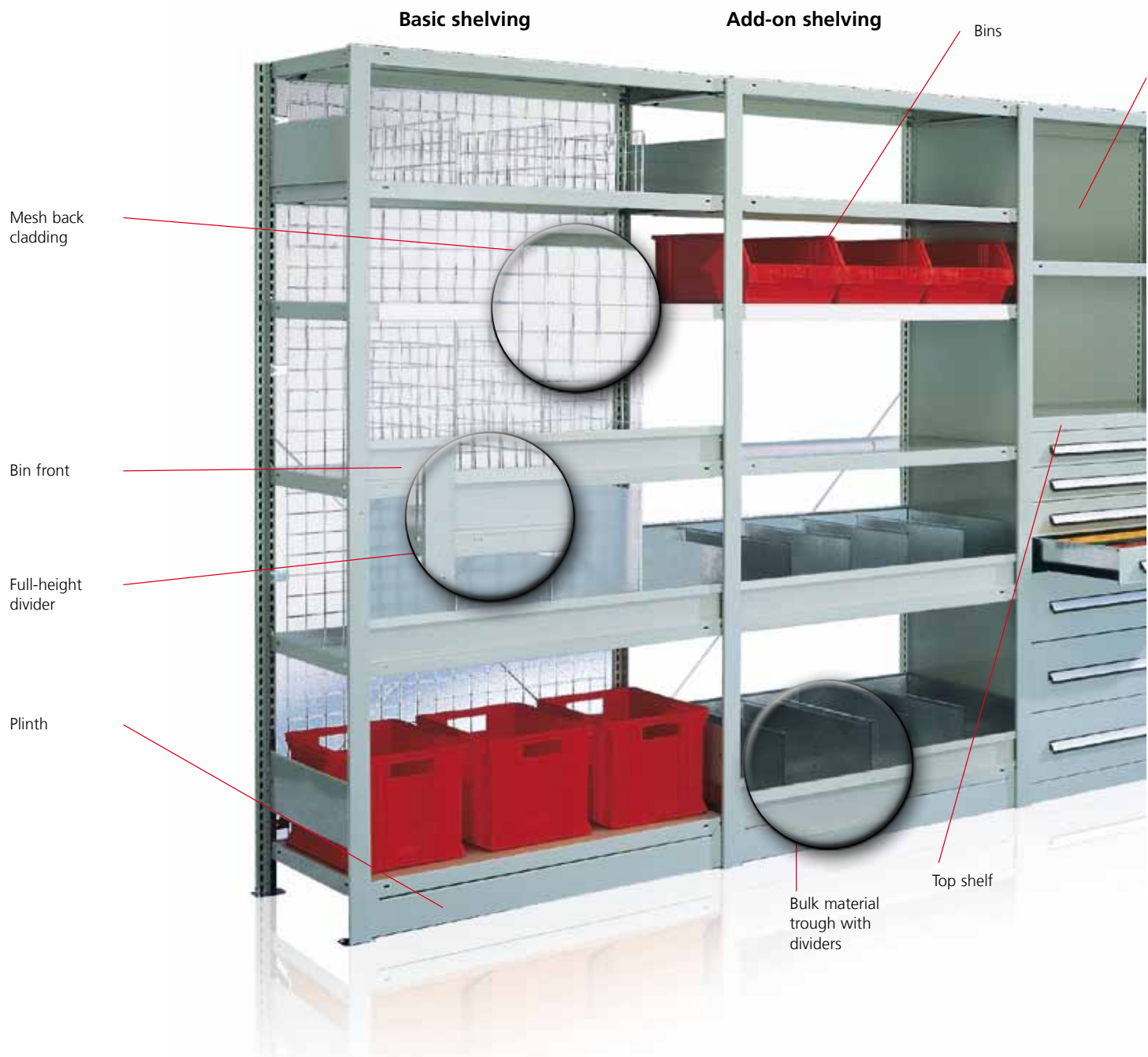


# META QUICK® boltless shelving



System description / accessories



## META QUICK® shelving - the two-component system

Just two building blocks (frame and shelf) can be used to build simple rows of shelves as well as complex shelving systems for all applications in small parts storage (e.g. spare parts storeroom in industry and small trades, sales store in production-linked trade).

There are cross-sector solutions for all areas of application in small parts storage. With individual equipment options, you can adapt the basic system to your own particular requirements.



## Frame variants

### fully disassembled frame = META QUICK® S3

the cost-effective variant, quick assembly without tools!



### Pre-assembled frame = clinched frame



## Data at a glance

- **Shelf height adjustable in 25 mm steps**  
for variable adjustment to the size of stored goods
- **Shelves with 50 mm pitch punch holes**  
for attaching shelf dividers or mesh dividers (exception: 80 kg shelves)
- **Easy boltless assembly** quick set-up without tools
- **Surface** pre-galvanised or with additional plastic coating in RAL 7035 light grey
- **Individual shelf loads** up to 400 kg<sup>1)</sup> · **Bay loads** up to 3,700 kg<sup>1) 2)</sup>

- **Dimensional variants:**  
**Standard frame heights:**  
2,000, 2,200, 2,500, 3,000, 3,500,  
4,000, 4,300, 4,500 mm
- **Standard frame depth:**  
300, 400, 500, 600, 800 mm
- **Standard length:**  
750, 1,000, 1,250, 1,300 mm

<sup>1)</sup> with evenly distributed load    <sup>2)</sup> Bay load data apply to rows of shelves in 3 or more bays

# META QUICK® boltless shelving

Quick boltless assembly without tools



**Step 1: Attach feet to frame**



**Step 2: Attach shelf clips**




**Step 3: Attach shelves to the shelf clips**



**Step 4: Attach the diagonal bars and turnbuckles and straighten the shelf unit**



**Step 5: Done!**



## **Quick assembly without tools - that's the basic principle**

With total ease of assembly, any warehouse will be up and running more quickly. META QUICK® shelving is distinguished by its simple tool-less assembly, which means it can go quickly into service. No screws to tighten, just stick it together!

## **And just as with the basic shelving, the same applies for complex, multi-tier systems.**

The same building blocks can be used to build large systems with stairs, mezzanines and aisles. And META can set it up for you: our assembly team provides a complete on-site assembly service - quick, professional and safe!



# META QUICK® boltless shelving

Various applications & extensive system accessories



With their extensive range of accessories, META shelving systems can adapt optimally to the materials you want to store. These shelving systems can be used in all sectors of industry, business and small trades.

**Range of shelving accessories – solutions for every case**



*Free-standing dividers*



*Full-height dividers*



*Free-standing mesh dividers*



*Bulk material trough*



*Scanner rail labels*



*Support for increased load capacity*



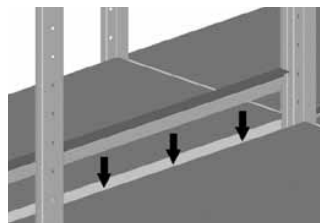
*Pull-out shelf*



*Plinth*



*Back stop strips*



*Infill strip*



*Hanging rail*

*... and more accessories in the META order catalogue*

All META component accessories provide design versatility and high flexibility. Easy-assembly accessories are available for storing various materials. So individual areas of the shelving system can be effortlessly converted or refitted, at any time. The adjustability of the shelves is also particularly useful in practice. Even after the shelving system is assembled and in service, shelf heights can be adjusted in 25 mm steps, with no problems.

# META QUICK® boltless shelving

Various applications & extensive system accessories



*Bulk material troughs with shelf dividers and free-standing dividers*



*Shelving with Euro pegboard cladding and hooks*



*Shelving with mesh dividers and Euro pegboard*



*Shelving with mesh dividers and plain frames*

**Everything under control – from the smallest screw to large and bulky spare parts**

META QUICK® shelving systems provide orderliness in any warehouse, across all sectors. The equipment options also leave nothing to be desired. The system accessories have been thought through to the smallest detail and ensure that META QUICK® shelving systems have almost universal application.



*Lockable doors are available in heights of 2,000, 1,000 and 500 mm (1/1, 1/2 and 1/4 doors)*



*Left: bulk material trough with dividers. Right: free-standing dividers*



*Shelf heights individually adjustable in 25 mm steps with boxes of various sizes, held in safely by mesh back cladding*



*Bin fronts with full-height dividers*

# META QUICK® boltless shelving

Versatile application and extensive system accessories ...



*An open-plan warehouse with two-tier META QUICK® system is optimised to meet customer requirements, and all roads lead to the service points*



*Exhaust pipes tidily arranged and separated by rod dividers*



*Small parts are stored optimally on META QUICK® shelving*



*Windscreens stored on cantilever racks*



*Storage in drum racks*



*This META steel platform provides space for employees in 8 office rooms*



*This three-tier logistics centre on an area of about 1,250 m<sup>2</sup> provides plenty of storage space*

... solutions for the automotive trade (and other sectors)



*Bulky vehicle parts can be stored on wide META QUICK® shelves so they are available to employees at any time*



*Battery storage on hazardous goods shelves with drip trays*

Special requirements demand special solutions. For example at automotive spare parts dealers: these have to stock mudguards, sections of exhaust pipes, and tyres and wheels. These spares come in the widest variety of shapes and sizes, so they cannot be stacked. Proper storage in this case means special storage. META QUICK® special shelving provides optimal storage solutions for this sector (as well as others).

With optimally coordinated accessories – various dividers and separating bars, as well as standard fittings with stepped beams to support wooden decks – META QUICK® Special can provide proper storage for large and bulky parts, and can also be combined with other META QUICK® shelving.



*The META QUICK® boltless system has multiple possibilities and can be easily and quickly adapted to changes in product lines*



*META QUICK® Euro pegboard cladding allows other small parts to be kept on hooks which can be attached at various positions*



# META QUICK® boltless shelving

Practical solution for stationary storage · tyre and wheel racks



*Tyres and wheels are stored tidily on special support beams*



*Wheels are held on special depth-adjustable supports*



*Another example of tyre and wheel storage on META QUICK® racks – this time on the cost-effective version (not depth adjustable)*

# META QUICK® boltless shelving

in this case mobile META MULTIBLOC® tyre racks



*Hugely space-saving: here, the META MULTIBLOC® mobile 'tyre hotel' regularly about 1,000 customer tyres for immediate access*



## Every tyre just waiting for the right wheel!

The META MULTIBLOC® mobile 'tyre hotel' is the optimum solution for storing the largest number of tyres tidily in the smallest possible space. The customers' summer and winter tyres are stored safely on special tyre and wheel support beams and can be taken out at any time if required.



*Tyres and wheels are stored on special support beams*

## Systems Design

Storage Equipment and Materials Handling

Contact us for  
more details  
on  
Tel 0844 247 1707